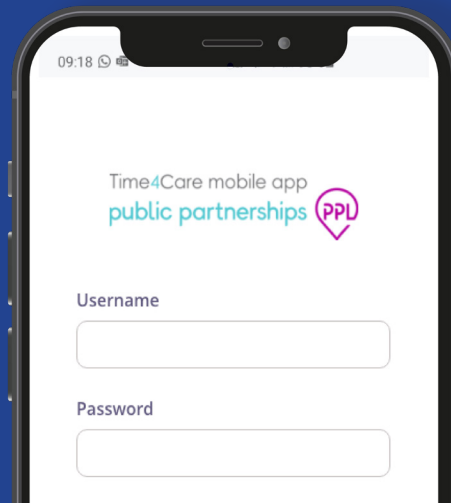
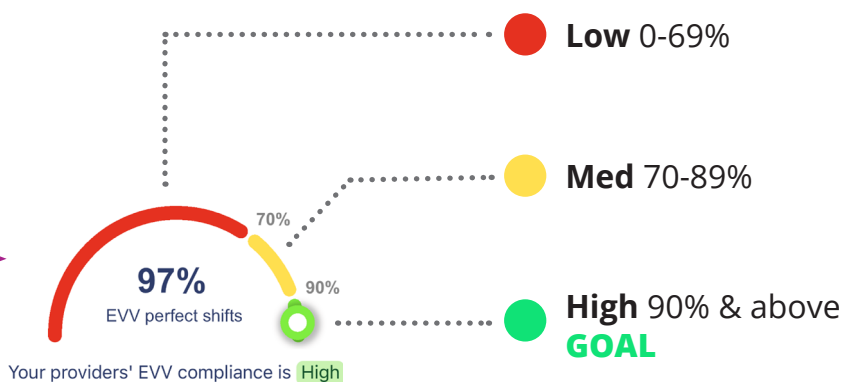
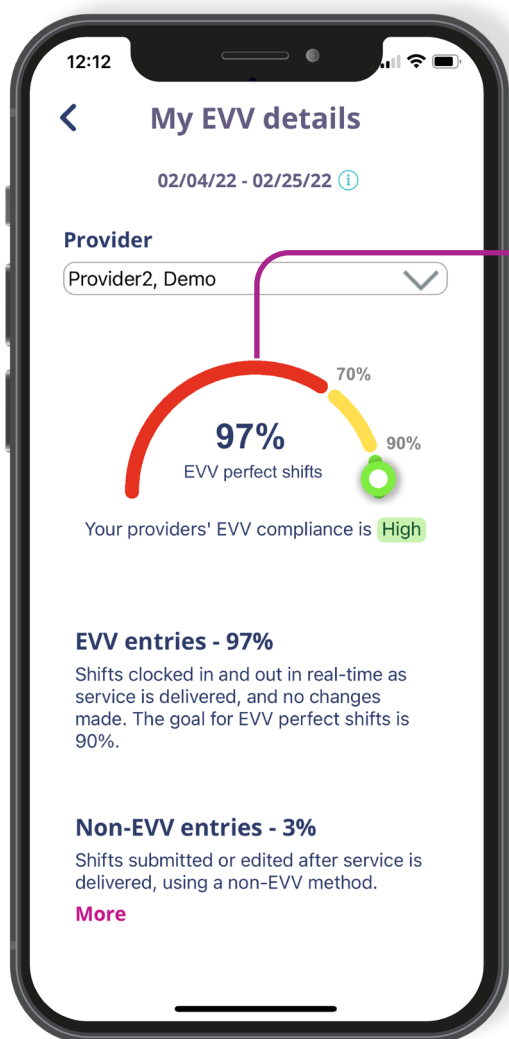


PPL IS EXCITED TO SHARE A NEW TIME4CARE™ FEATURE.

You can now view EVV usage on your dashboard!



This feature shows your workers' EVV use! It is your role to ensure workers understand EVV requirements. Your role includes understanding how non-EVV usage impacts using Consumer Direction. Below you will find the ranges for EVV usage percentages.



EVV adoption is your responsibility. If your worker is not using EVV, then you risk losing Consumer Direction. This feature allows you to see how well your worker is doing with EVV.

The goal is for workers to have perfect EVV shifts. A perfect EVV shift is when your worker has clocked in and out at the beginning and end of their shift, without any edits.

Please note - the percentages displayed are time entries that have been PAID in the last 30 days. These are updated every Saturday. Remember, unpaid entries are not counted.